

iPad

Beginners to Intermediate



City of Bayswater



MagooiT
Seniors Tech Support

In the beginning...



It's not rocket science, but...

There is an App for that!



Rocket Science 101
By NASA




What's an iPad?







- iPad is a tablet computer specifically designed to be an ultra portable wireless multimedia device having many of the features of a laptop computer.

Steve Jobs:

“I’ve always thought it would be really wonderful to have a little box, a sort of slate that you could carry along with you”.
(1984)



What can you do with an iPad?

Multimedia		music, video, audiobooks, podcasts
Communications		web, email, messaging, facetime, GPS, maps
eBook reader		iBooks, Kindle, Newsstand
App platform		App store

Top 10 Uses for your iPad

1. Surfing on the couch
2. Mobile Gaming
3. eMail
4. eReader
5. Business (iWork, Office365)
6. Photo Album
7. GPS and Maps
8. Recipes
9. TV, Movies and Music
10. Video Conferencing (Facetime and Skype)



Do's



- Clean it
- Charge it
- Protect it
- Explore it
- Enjoy it



DON'TS

- Throw it
- Drop it
- Wet it
- Sit, Stand, Jump on it
- Be scared of it



iPad Pro

iPad Air 2

iPad Air

iPad mini 4

iPad mini 2



Wi-Fi

32GB A\$1249 RRP

128GB A\$1499 RRP

Wi-Fi

16GB A\$699 RRP

64GB A\$829 RRP

128GB A\$959 RRP

Wi-Fi

16GB A\$569 RRP

32GB A\$629 RRP

Wi-Fi

16GB A\$569 RRP

64GB A\$699 RRP

128GB A\$829 RRP

Wi-Fi

16GB A\$369 RRP

32GB A\$429 RRP

Wi-Fi + Cellular

128GB A\$1699 RRP

Wi-Fi + Cellular

16GB A\$859 RRP

64GB A\$989 RRP

128GB A\$1,119 RRP

Wi-Fi + Cellular

16GB A\$729 RRP

32GB A\$789 RRP

Wi-Fi + Cellular

16GB A\$729 RRP

64GB A\$859 RRP

128GB A\$989 RRP

Wi-Fi + Cellular

16GB A\$529 RRP

32GB A\$589 RRP

iPad Models

Currently available at the Apple Store

1

2

3

4

Air

Model	iPad (1st generation)	iPad 2	iPad (3rd generation)	iPad (4th generation)	iPad Air	iPad Air 2
Model Number	A1219 (WiFi) A1337 (WiFi + 3G)	A1395 (WiFi) A1397 (WiFi + 3G CDMA) A1396 (WiFi + 3G GSM)	A1416 (WiFi) A1403 (WiFi + Cellular VZ) A1430 (WiFi + Cellular)	A1458 (WiFi) A1459 (WiFi + Cellular) A1460 (WiFi + Cellular MM)	A1474 (WiFi) A1475 (WiFi + Cellular) A1476 (Wi-Fi + Cellular TD-LTE)	A1566 (WiFi) A1567 (WiFi + Cellular)
Release date	January 27, 2010 ⁽²⁰⁾ April 3, 2010	March 11, 2011	March 16, 2012	16, 32, 64 GB: November 2, 2012 128 GB: February 5, 2013 16 GB re-released: March 18, 2014	November 1, 2013	October 22, 2014
Discontinued	March 2, 2011	32, 64 GB: March 7, 2012 16 GB: March 18, 2014	October 23, 2012	16, 32, 64, 128 GB: October 22, 2013 16 GB re-released: October 16, 2014	In production	

iPad Range

Ipads 1 was discontinued March 2011

Ipads Air 2 was released Nov 2014 in Australia

Latest 9.2

iPad (1st generation)

iPhone OS 3.2
iOS 5.1.1

iPad 2	iPad (3rd generation)	iPad (4th generation)	iPad Air	iPad Air 2
				
A1395 (Wi-Fi) A1396 (GSM model) A1397 (CDMA model)	A1416 (Wi-Fi) A1403 (Wi-Fi + cellular (VZ)) A1430 (Wi-Fi + cellular)	A1458 (Wi-Fi) A1460 (Wi-Fi + cellular (MM)) A1459 (Wi-Fi + cellular)	A1474 (Wi-Fi) A1475 (Wi-Fi + cellular)	A1566 (Wi-Fi) A1567 (Wi-Fi + cellular)
iOS 4.2.1	iOS 5.1	iOS 6.0 (Wi-Fi) iOS 6.0.1 (Wi-Fi + cellular)	iOS 7.0 (Wi-Fi) iOS 7.0.3 (Wi-Fi + cellular)	iOS 8.1
iOS 8.3				

http://en.wikipedia.org/wiki/List_of_iOS_devices

What's an IOS?

Apple's Operating System (OS)



iPad Pro



The Future is here
Bigger or Smaller

What else is there?

- Android
- Windows





Hands on



The Basics

On the outside

- On/Off - Wake/Sleep
- Home
- Camera front/rear
- Microphone
- Volume buttons
- Sliding switch
(mute/orientation)
- Headphone jack
- Dock port/
Lightning connector
- Speaker
- Touchscreen (app buttons)
- Smart lock
- SIM socket
- *Charging the iPad*

*Lithium Ion-Polymer
Charging current*



Home Screen

Status Bar Icons



Airplane Mode



Lock (older)



Signal Carrier/3G/4G



Screen Orientation



WiFi



Location Services




Personal Hotspot




Bluetooth



Synching



Battery %



Activity



Play

Home Screen 2



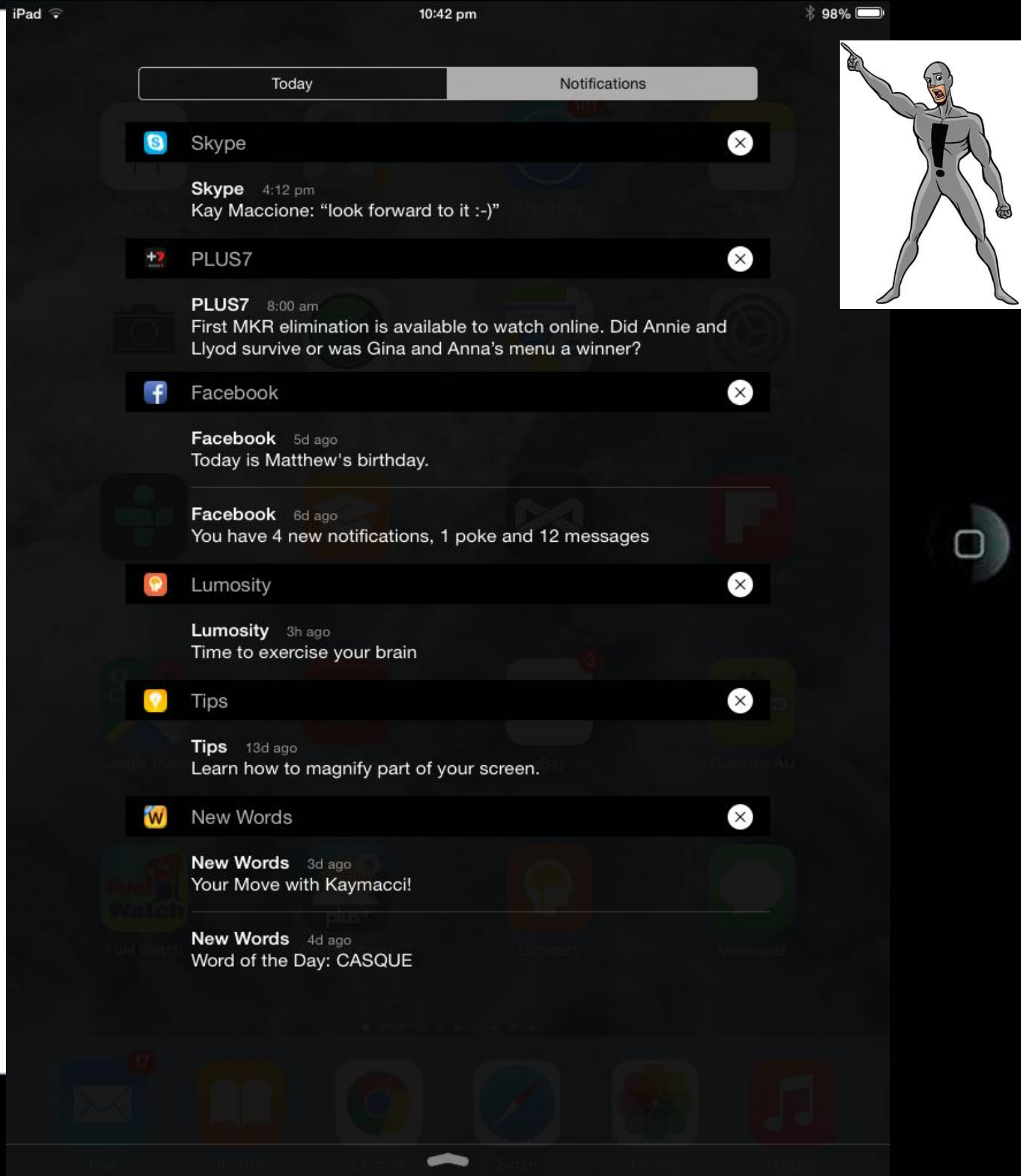
- Dock Icons (and folders)
- Up to 6 items can be added
- Tap and hold and let's start wiggling!



Home Screen 3

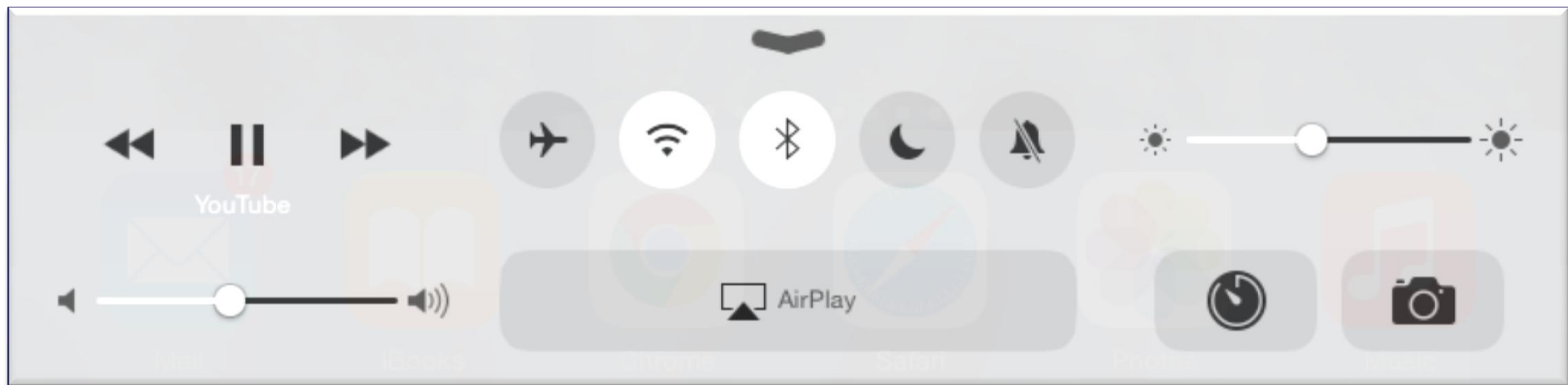
Notification Center

Swipe down
from the very
tippy top



Home Screen 4

Command Centre

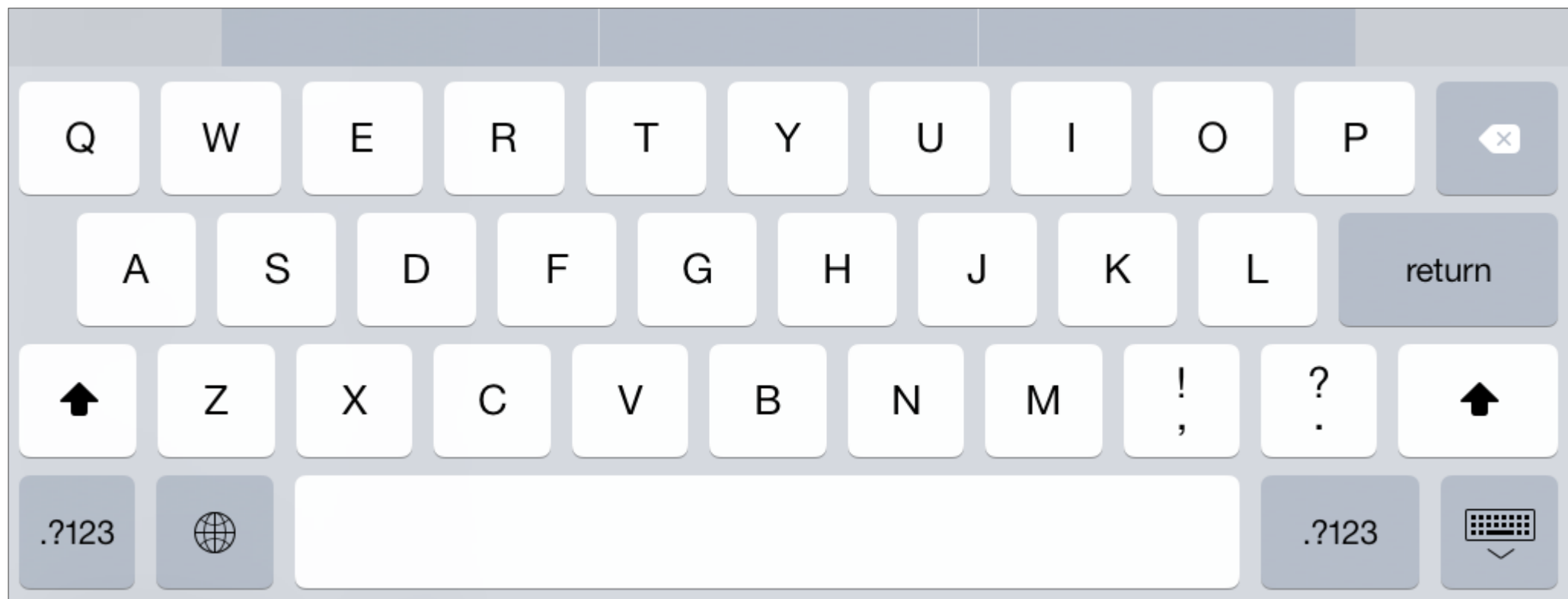


Swipe up from the very bottom



Umm...

Where's the keyboard?



So...

What about the mouse?





Gestures



- Tap
- Swipe
- Scroll
- Flick
- Pinch/Spread
- Drag
- Multi-Tap
- Rotate
- Multi finger scroll
- Multi finger select
- Multi tasking switching
- Claw - Home

Mouse, Keyboard and ...

Siri




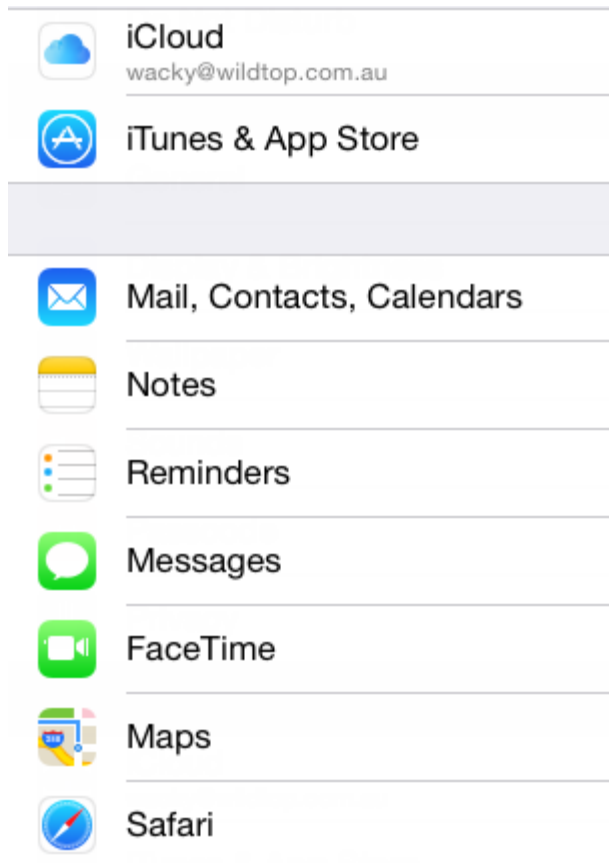
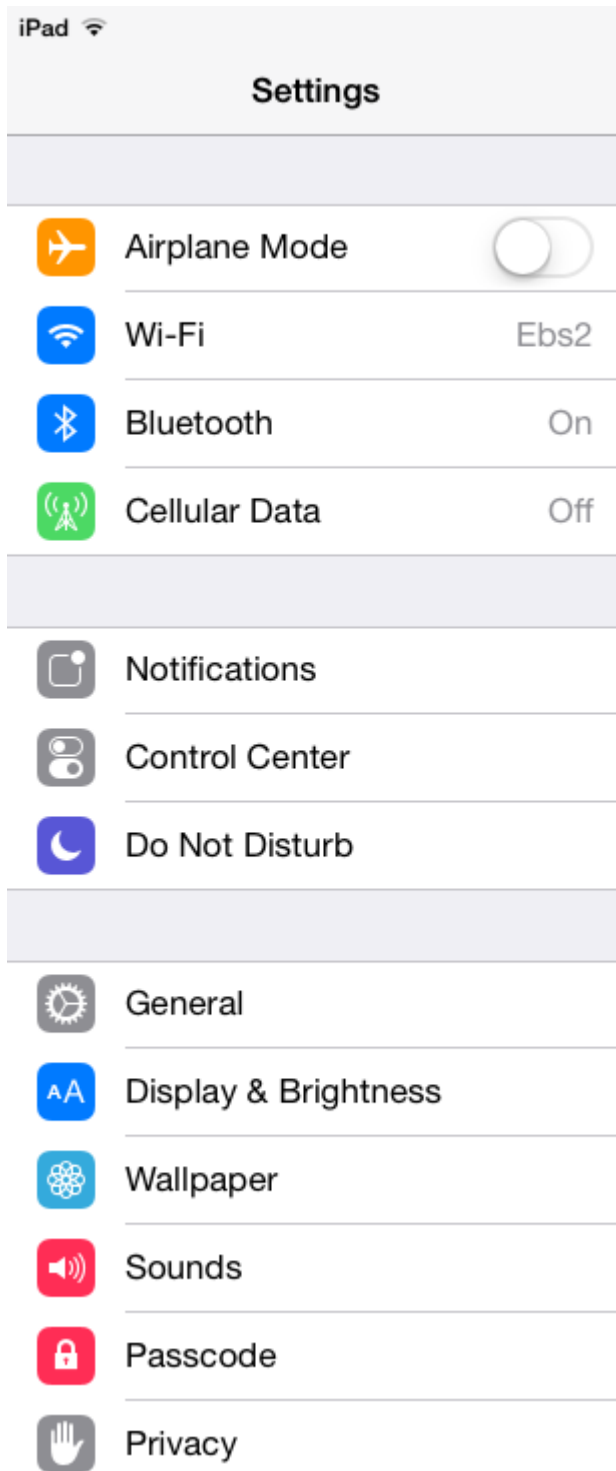
Hi, my name is Siri

1. You must be connected to the internet
2. Say "Hey Siri" – when plugged into power
3. Long Press the Home button
4. Swipe Down for history and Up for Suggestions



Define Relationships <small>Maria is my mum</small>	Appointments, Reminders, Timers
Searching Local device and the Web <small>Find/Read my notes about Kitchen Read my note about Library iPad Where is the nearest MacDonalds</small>	Maps, Directions, Images <small>Directions to the nearest MacDonald's Show me pictures of the Eiffel Tower Take me home</small>
Make Calls <small>Call my wife Call 0408 119935</small>	Play Music
Messages: Send, Read, Reply	Launch Apps, Change Settings

Exploring “Settings”



How easy is it to use?

- Take a photo and set a background
- Browse the App Store for Solitaire Games
- Find Maylands Library on the Map
- Facetime
- Basic photo editing



Keyboards and Typing

- Split and undock
- Special Keys (hidden)
- Other Keyboards (Emoj)
- Selecting and Editing text
- 2 finger block select (notes)
- Cut, Copy, Paste
- Copy, Define and Speak
- Home “double tap”
- Caps Lock
- Searching
- Find on Page
- Screenshot



Going Online

- Internal SIM 3G/4G



- WiFi hotspot



- Bluetooth



Apps

Apps are applications (programs) that perform tasks

There are standard apps that come pre-installed

May 2015 1.4 million

As at Sep 2014 there were 1,300,000 apps.

You can install free/purchased apps from the App Store

Oct. 2013 - 1,000,000 (475,000 native to iPad)

Jan. 2013 - 775,000 (300,000 native to iPad)

Oct. 2011 - 500,000 (140,000 native to iPad)

Nov. 2010 - 400,000 (40,000 native to iPad)

Jan. 2010 - 140,000



App Store



Only on the App Store



Best New Apps [See All >](#)



Inkpad

Productivity
Updated 09 October 2013
★★★★☆ 9 Ratings

FREE



Green Smoothies by Ascension ...

Food & Drink
Updated 14 October 2013

+\$5.49

⊕ indicates an app designed for both iPhone and iPad



Best New Games [See All >](#)



Featured



Genius



Top Charts



Categories



Purchased



Updates

85

Creating an Apple Id

- Settings – iTunes & App Store
- App Store – Downloading an app

Let's go through the motions and download a Free App



iTunes

The screenshot shows the iTunes application window on a tablet. At the top, there is a navigation bar with the Apple logo and a search field. Below the navigation bar, the device name "Tony's iPad" is displayed along with tabs for Summary, Info, Apps, Music, Movies, TV Shows, iTunes U, Books, Photos, and On This iPad. A "Done" button is located in the top right corner.

The main content area is divided into three sections:

- iPad 2**: This section displays a small image of the iPad. To its right, the text reads "Tony's iPad" with "64GB" and "43%" next to it. Below this, it says "Capacity: 58 GB" and "Serial Number: DQTG413MDFJ3". To the right of this information, the text reads "iOS 5.1.1" followed by a message: "A newer version of the iPad software is available (version 7.0.2). To update your iPad with the latest software, click Update." Below this message are two buttons: "Update" and "Restore iPad..."
- Backups**: This section is divided into two columns. The left column is titled "Automatically Back Up" and contains three radio button options: "iCloud" (unselected), "This computer" (selected), and "Encrypt local backup" (unselected). Below these options is a "Change Password..." button. The right column is titled "Manually Back Up and Restore" and contains the text "Manually back up your iPad to this computer or restore a backup stored on this computer." Below this text are two buttons: "Back Up Now" and "Restore Backup...". Below the "Manually Back Up and Restore" section is the "Latest Backup:" section, which contains the text "Your iPad has never been backed up to this computer."
- Options**: This section contains a list of checkboxes: "Open iTunes when this iPad is connected" (checked), "Sync with this iPad over Wi-Fi" (unchecked), "Sync only checked songs and videos" (unchecked), "Prefer standard definition videos" (unchecked), "Convert higher bit rate songs to" (with a dropdown menu showing "128 kbps" and "AAC"), and "Manually manage music and videos" (unchecked). Below these checkboxes are two buttons: "Reset Warnings" and "Configure Accessibility..."

At the bottom of the window, there is a progress bar with four colored segments: "Audio" (blue), "Apps" (green), "Books" (purple), and "Other" (orange). To the right of the progress bar, it says "32.33 GB Free" and a "Sync" button.

Useful Standard Apps

- Safari

- Email

- FaceTime

- Music

- Podcasts

- Calendar

- Find iPhone

- Maps




- iBooks

- Notes

- YouTube


- Camera and Photos

Great other apps

- Flipboard
- BBC iPlayer
- ABC iView
- Tune in Radio
-  Google Earth
- eBay
- Gumtree
- Weatherzone+
- Memo
- 8 Player
- Fuelwatch
- Realestate.com.au
- Domain.com.au
-  Word with Friends
- Urbanspoon
- 7 News
- iTunes U
- Music Stand
- TIOD
-  Flight Radar 24
- Carsales
- Drive
- PDF Reader

More Great Apps

- Microsoft Office
- Lumosity
- iTunes Radio
- WebMD



Tips and Tricks

- Deleting and Retrieving Apps
- Updates
- Folders
- Reboot
- Brightness
- Search
- Assistive touch
- Invert Colours
- Space x2 = .
- Add icons and folders to dock
- Camera from lock
- Tap the top scrolling
- Photo collections and locations
- Usage - Storage and Battery

Accessories

- Screen Protectors
- Smart Cases
- Carry Cases
- Stylus
- External Keyboards
- External Battery
- External Speakers
- Car Charger
- Camera Connection Kit
- HDMI/VGA Connection
- Stands and Mounts
- Apple TV

Thank You

The screenshot shows the website www.magooit.com.au. The header includes the text "Magoo IT" and a navigation menu with links for Home, About, Events, Blog, Training & Topic Choices, Contact, and Resources & Links. A "Connect with us" button with social media icons is also present. The main content area features a cartoon laptop character with arms and legs, and the text "MagooiT Seniors Tech Support". A sidebar menu lists "Past Events 2015", "Past Events 2014", and "Past Events 2013". A dark blue box contains the text "p is on the way..." and "your question?". Below this is a paragraph of text: "the thingamabob is in the whoos-a-me-whatsit, can the whoos-a-me-whatsit connect to the whatchamacallit, and then download a hoos-i-jig to interact with my doohickey?". A button labeled "ASK US NOW !" is positioned below the text. The bottom section of the screenshot includes a cartoon illustration of a red rotary phone and two mobile phones, with a speech bubble saying "GRANDMA!". To the right of the illustration is the heading "Magoo IT: helping Seniors with technology" and a paragraph: "Magoo IT is passionate about adult education and encouraging seniors to utilise, or embrace, technology to improve their lives. Tony has a unique ability to inspire confidence with a hands-on approach and encourages participants to bring in and use the devices during these sessions." Below this paragraph is the text "Training • Advice • Support".



support@magooit.com.au